

Two- & Three-Way **Globe** Valve Assemblies — MZ Series

ANSI Class 250

Electronic Non-Spring Return Actuators

- Normally Open or Normally Closed
- Brass Trim







NO/NC 1/2 to 1"				Non-Spring Return Actuator	
				Floating 3P	0-10 V
2-Way Valve Body Part No.	Valve Size in.	Flow Rate Cv	Close Off psi		
Normally Open					
	1/2	0.4	60	254-01115	255-01115
		0.63	60	254-01117	255-01117
		1	60	254-01119	255-01119
		1.6	60	254-01121	255-01121
		2.5	35	254-01123	255-01123
		4	35	254-01126	255-01126
	3/4	6.3	30	254-01129	255-01129
	1	10	30	254-01131	255-01131
Normally Closed					
	1/2	0.4	70	254-01100	255-01100
		0.63	70	254-01102	255-01102
		1	70	254-01104	255-01104
		1.6	70	254-01106	255-01106
		2.5	40	254-01108	255-01108
		4	40	254-01110	255-01110
	3/4	6.3	30	254-01112	255-01112
	1	10	30	254-01114	255-01114

Table Notes:

Part numbers in red indicate complete assemblies.




Water Mixing 1/2 to 1"				Non-Spring Return Actuator	
				Floating 3P	0-10 V
3-Way Valve Body Part No.	Valve Size in.	Flow Rate Cv	Close Off psi		
	1/2	0.4	70	254-01132	255-01132
		0.63	70	254-01133	255-01133
		1	70	254-01134	255-01134
		1.6	70	254-01135	255-01135
		2.5	40	254-01136	255-01136
		4	40	254-01137	255-01137
	3/4	6.3	30	254-01138	255-01138
	1	10	30	254-01139	255-01139

Table Notes:

Part numbers in red indicate complete assemblies.

Values are for the NC upper port. For NO lower port values, refer to Engineering, Section G.

A-24

Valves